

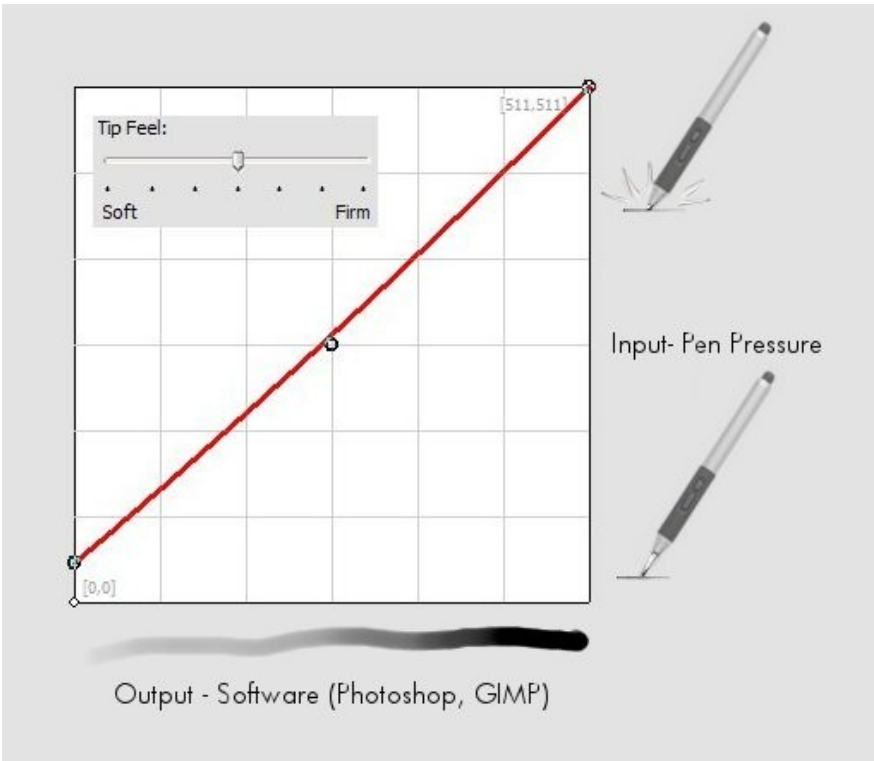
Tablet Pressure Curve Tool



This program is **FREEWARE**

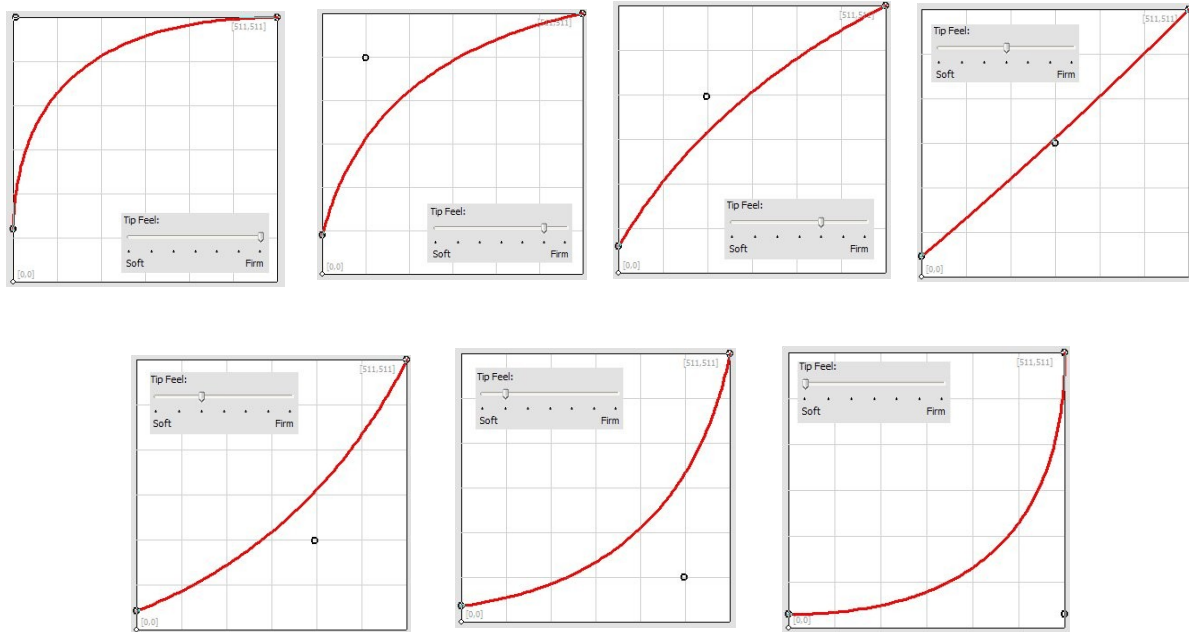
Copyright © 2009 Karel Zidek
<http://lab.envirex.cz>

This program is designed to improve experience with **Wacom** tablets. To get maximum opacity with your pen, you often need to press it really hard. The driver settings can change only the *sensitivity curve*, but you still have to press the pen hard to get maximum output. This program allows you to easily modify all *sensitivity curve* control points. As result you can get maximum output (*opacity*) with e.g. 80% pen pressure and still have *linear sensitivity curve*. This settings allows you to use your pen lighter, protect your pen tip, tablet surface and you hand.



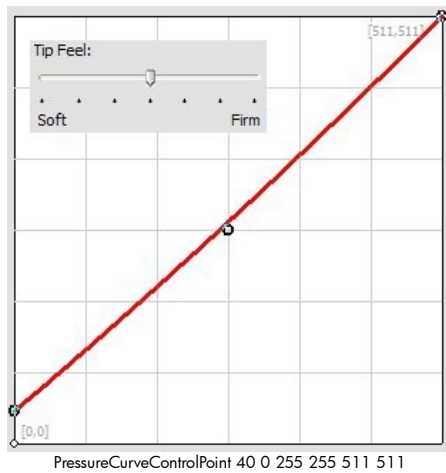
What really does the driver „Tip Feel” setting

(Graphire4 – driver version 5.1.1-1 – 7/2009)

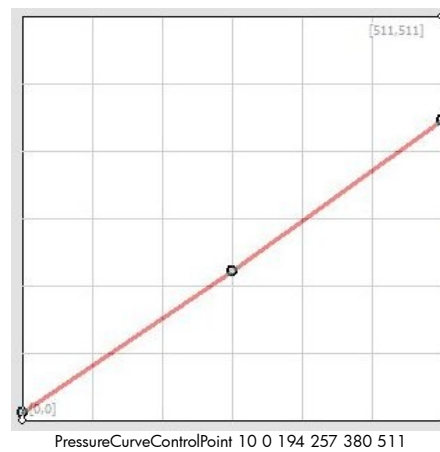


x – Software pressure (Output)
y – Pen pressure (Input)

What you can do with this program (and much more...just try)



Before

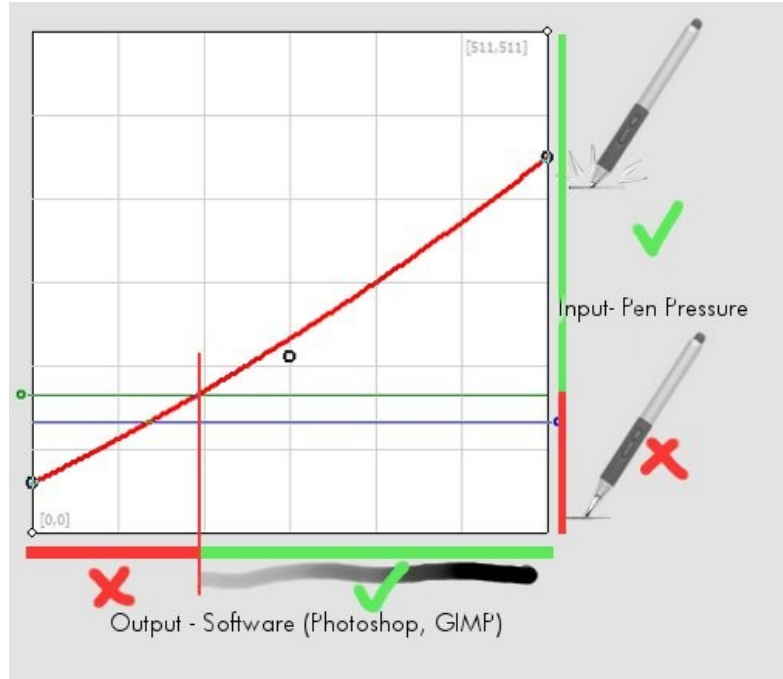


After

x – Software pressure (Output)
y – Pen pressure (Input)

Pressure Threshold Settings

Pressure threshold determines when should the pen start to act like mouse with pressed button. It is set by two values – *Upper threshold* and *Lower threshold*. *Upper threshold* is usually set to input pressure of first (lower) point of pressure curve. Value of *Upper threshold* determines when the pen start act like mouse with pressed button. *Lower threshold* is set to $(Upper\ threshold - (Maximum\ pressure / 128))$. If is *Pressure threshold* set too high you cannot click or drag in windows.



If you want to improve sensitivity of your pen, you need to to change threshold values accordingly otherwise the pressure output will be cut by threshold and the result in graphic programs will be worse.

Automatic configuration (*Threshold limiter*) should set the best values when the location of the first (lower) point is changed. But it is possible to configure these values manually.

Backup

Program backups the first opened file (*First-Run backup*) with at least one valid pen. User is able to restore this settings or set a new backup from the menu. Automatic backups are also created when user apply settings.

External Links

[Homepage](#)
[Wacom / Cintiq driver - manual adjustment of pen sensitivity!](#)
[Conceptart.org - How To Easily Make Your Cintiq/Tablet Better](#)

Special Thanks

[Genko](#)

"Art is the only serious thing in the world. And the artist is the only person who is never serious."
Oscar Wilde

FAQ and Known Limitations

**This program is distributed "as it is" without any warranty.
You may use it at your own risk!**

1] The program is able to start and stop tablet services named:

TabletServicePen
TabletServiceWacom

If your currently installed driver uses another service, then the program will be not able to apply settings automatically.

Program requires *Administrative rights*. This is because to apply settings is necessary to stop and start system tablet service and this cannot be done with normal privileges.

2] The program automatically opens this configuration files if present:

%Application Data%\WTablet\Pen_Tablet.dat
%Application Data%\WTablet\Wacom_Tablet.dat

3] Every pen is recognized by these values in config file. If these values aren't present the pen is not detected:

ButtonName
PressureResolution
PressureCurveControlPoint
UpperPressureThreshold
LowerPressureThreshold

4] Some curve profiles should e.g. invert the pen sensitivity, but they didn't work well. This is not caused by this program. The driver cannot handle all possible curve settings and have its own limitations.

5] *Default button* in *Wacom control panel* or *Wacom tool for removing the configuration profile* should solve all problems caused by wrong config. manipulation.

Please report all bugs to zidy@envirex.cz

Changelog

version 1.0.0.0 (12/07/2009)

- = First public release
- + Sensitivity curve editor
- + Apply settings - Restart tablet service
- + Simple backup management

version 1.0.1.0 (17/07/2009)

- Fixed : Vista Related – UAC and user privileges issues
- Fixed : No Backup directory didn't stop the program (user privileges).

version 1.0.2.0 (17/07/2009)

- Fixed : Different Locale Settings (date format) caused problems with backup file names.

Version 1.1.0.0 - Beta 1 (20/07/2009)

- + LowerPressureThreshold and UpperPressureThreshold settings
- + Automatic threshold setting (Threshold Limiter)
- + Easier Configuration (Point Limiter)
- + Better info about active point

Version 1.1.1.0 (27/08/2009)

- = Source code released for public
- + Minor changes

Version 1.2.0.0 (28/11/2009)

- Fixed : Changed the method of stopping and starting service for better compatibility.
- Fixed : Incorrect behavior with professional tablets.
- + Generate configuration text function
- + Minor changes